


Crocodile Adaptations

Group Discussion Activity



Studyladder

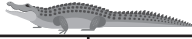
How do physical features help crocodiles survive in their habitat?






Small Group Discussion Task:

- 1) Print one Group Recording Sheet per group.
- 2) Allocate group jobs:

Small Group Discussion Task:
How do physical features help crocodiles survive in their habitat?



1) Skin	2) Legs and Feet	3) Tail	4) Eyes and Nose
5) Mouth and Throat	6) Jaws and Teeth	7) Senses	Allocate Group Jobs:  Timer: <small>Your job is to keep the discussion on track to make sure each section is completed on time.</small>  Scribe: <small>Your job is to write down information that is discussed by your group. Use bullet points for each new idea.</small>  Reporter: <small>Your job is to report your group's ideas back to the whole class.</small>



Timer

Your job is to keep the discussion on track to make sure each section is completed on time.



Scribe

Your job is to write down information that is discussed by your group. Use bullet points for each new idea.



Reporter

Your job is to report your group's ideas back to the whole class

- 3) Break into small groups. Display crocodile image (next slide) for group discussion stimulus. Record ideas in point form under each heading on recording sheet.
- 4) Report group ideas back to whole class.
- 5) Add information to class recording sheet (see last slide).

*How do physical features
help crocodiles survive
in their habitat?*

**Eyes and
Nose**

Tail

Skin

Senses


**Jaws and
Teeth**

**Mouth and
Throat**

**Legs and
Feet**

Class Recording Sheet

How do physical features help crocodiles survive in their habitat?



1) <i>Skin</i>	2) <i>Legs and Feet</i>	3) <i>Tail</i>	4) <i>Eyes and Nose</i>
5) <i>Mouth and Throat</i>	6) <i>Jaws and Teeth</i>	7) <i>Senses</i>	<i>Other</i>