



Picture Graphs



adult guided activity


Each person in a class of 24 students were asked what type of pet they have at home. Their answers are shown below each image. Use the data to construct a picture graph.



dog



bird




cat



bird



goldfish



bird



dog



dog




cat




dog



cat



cat



goldfish



dog




rabbit




bird




bird



cat




dog




cat




dog



cat



dog



goldfish

Class Pets



Cut and paste the images below to create the picture graph.

Tip: When cutting out the images cut the number of each pet in one group.

