


Cézanne

Drawing a Still Life



1) Sketch out the rough placement of the items in your still life display.


2) Begin filling in blocks of base colour.

3) add shading detail.


Hints For Shading 3D images



Use curved brush strokes or pencil lines that follow the natural shape of the objects to make them appear more 3D.



Layer a range of coloured strokes to show light and dark areas.



The side of the object facing away from the light will be darker.



And will cast a shadow on the table below.