

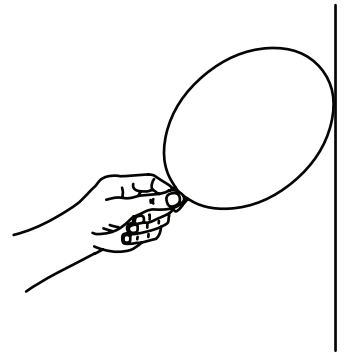
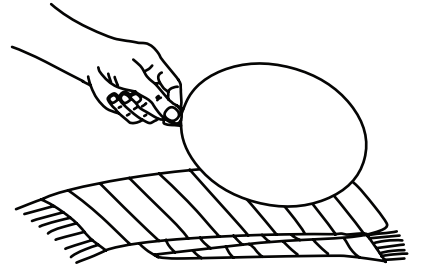
Static Electricity Activity 1

Equipment:

An inflated balloon, woollen material (a scarf is ideal), hair

Method:

- 1) Rub the balloon vigorously, in one direction, on your hair or against the woollen material.
- 2) Quickly hold the rubbed side of the balloon against a wall and let go. What happens?
- 3) Rub the balloon again, for a longer time. Hold the balloon against the wall again and see what happens.
- 4) Try the activity again holding the balloon near different surfaces.



COPYRIGHT STUDYLADDER


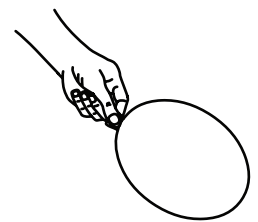
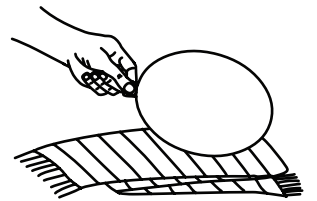
Static Electricity Activity 2

Equipment:

An inflated balloon, woollen material or hair, a piece of tissue paper cut in the shape of butterfly wings, a piece of cardboard cut in the shape of a butterfly body, decorations such as googly eyes optional!

Method:

- 1) Construct the 'butterfly' by placing the cardboard body on top of the tissue paper wings as a paper weight.
- 2) Rub the balloon vigorously, in one direction, on your hair or against the woollen material.
- 3) Quickly hold the rubbed side of the balloon near to the tissue paper without touching it. What happens?



COPYRIGHT STUDYLADDER